

VECTOR AND LUXURIA™ LINEAR SERIES GAS FIREPLACES

NAPOLEON



VECTOR™ AND LUXURIA™ LINEAR SERIES GAS FIREPLACES
napoleon.com

Vector™ and Luxuria™ Linear Gas Fireplaces. Limitless Possibilities.

Napoleon's most versatile series of linear gas fireplaces, the award winning Vector™ and Luxuria™ series provides you with an elegant fire element allowing the flames radiant glow to enhance every room, available as single sided or See Through.

Napoleon's innovative Bluetooth enabled eFIRE app can be accessed from your mobile device and used to control everything on your fireplace (flame height, LED ember bed colors, blower and more).

Napoleon's industry leading Dynamic Heat Control™ System and Premium Glass Guard allows for installation of combustible materials up to the fireplace opening. This heat management system eliminates the need for loud power vents, fan systems or blowers to provide better heat distribution. Take advantage of simple installation framing and easily install your televisions, sound bars or artwork above the fireplace to truly customize your home decor thanks to the drastically reduced temperatures above the fireplace.

Vector™ Series.....	3 - 9
Luxuria™ Series	10 - 15
Media Options	16
Napoleon's Dynamic Heat Control™	17 - 18
Detailed Specifications & Line Drawings.....	19






The Single Sided Vector 38 shown with Dynamic Heat Control installed and Shore Fire Kit and Wrought Iron Globes.

Vector™ Series

Sophisticated Fires

Napoleon's Vector™ series of linear gas fireplaces is the perfect fit for any room to make a statement in your home. Customize your fireplace with our selection of designer surrounds, choose a different surround for either side of the See Through Vector™ units to match or enhance your current décor. Napoleon's Vector™ Series can also be dressed to match any interior design with dozens of media options available, the possibilities are endless. Optional Dynamic Heat Control or Ducted Heat Management allow for zero clearance to combustibles and designed for TV installations.

Available Sizes:



Features



Remote Control (Included)



Choice of Glass Beads or CRYSTALINE™ Ember Bed



MIRRO-FLAME™ Porcelain Reflective Radiant Panels (Included)



End Panel Kit available on single sided Vector™ Series fireplaces.



eFIRE controller application available free on iTunes and Google Play store

Mobile Device Controlled


Napoleon's eFIRE app will revolutionize the way you use your fireplace. We have cracked the code and present to you the first fireplace to be controlled by *Bluetooth*™ technology, using an intuitive app on your mobile device.

The eFIRE application allows you to create every imaginable color, selecting the one that fits your current mood or your décor with ease. The simple color wheel tool swiftly scrolls through the full color spectrum. Napoleon's eFIRE app controls every function of your fireplace including; on/off, flame height and blower speed for total convenience.


Style & Size Options

Various Models, Media Kits, Surrounds and Trims Shown

Vector™ 62 featured on page 8



Black Premium Safety Barrier
Shown on Single Sided Vector™ 38 with Wrought Iron Globe Kit on Topaz Glass Embers



Classic Black Surround
Shown on See Through Vector™ 38 with Shore and Beach Fire Kits combined




Brushed Stainless Steel Surround
Shown on Single Sided Vector™ 38 with Premium Birch Logs and Shore Fire Kit




Brushed Stainless Steel Surround
Shown on Single Sided Vector™ 38 with Premium Birch Logs and Shore Fire Kit



Black Premium Safety Barrier and 1" Finishing Trim
Shown on Single Sided Vector™ 50 with Contemporary Logs and Shore Fire Kit



Black Premium Safety Barrier and 1" Finishing Trim
Shown on See Through Vector™ 50 with Wrought Iron Globe Kit on Topaz Glass Embers




Brushed Stainless Steel Premium Safety Barrier and 1" Finishing Trim
Shown on Single Sided Vector™ 50 with Shore and Beach Fire Kits combined



Brushed Stainless Steel Premium Safety Barrier and 1" Finishing Trim
Shown on Single Sided Vector™ 50 with Shore



Black Premium Safety Barrier
Shown on Single Sided Vector™ 74 with Wrought Iron Globe Kit on Topaz Glass Embers



Black Premium Safety Barrier
Shown on See Through Vector™ 74 with Beach Fire Kit on Clear Glass Beads




Brushed Stainless Steel Premium Safety Barrier
Shown on Single Sided Vector™ 74 with Premium Birch Logs and Shore Fire Kit



Black 4 Sided Finishing Trim
Shown on Single Sided Vector 74 with Nickel Stix and Black Glass Beads

Vector™ 38

Single-Sided & See Through Models



See Through Vector™ 38 - Black Premium Safety Barrier



Single Sided Vector™ 38 - Classic Black Surround



See Through Vector™ 38 - Brushed Stainless Steel Surround



Single Sided Vector™ 38 - Black Premium Safety Barrier


LV38N-1 / LV38N2-1

Up to 30,000 BTU's

Viewing Area: 18 5/8" h x 40 3/4" w

Propane Conversion Kit sold separately


For more detailed specifications on this unit, see pages 19



See Through Vector™ 50 - Black Premium Safety Barrier



Single Sided Vector™ 50 - Black Premium Safety Barrier



See Through Vector™ 50 - Black Premium Safety Barrier and 1" Black Finishing Trim



Single Sided Vector™ 50 - Brushed Stainless Steel Premium Safety Barrier and 1" Stainless Steel Finishing Trim

LV50N-2 / LV50N2-2

Up to 36,000 BTU's

Viewing Area: 18 5/8" h x 52 3/4" w

Propane Conversion Kit sold separately

For more detailed specifications on this unit, see pages 19

Vector™ 50

Single-Sided & See Through Models




The Single Sided Vector™ 50 shown with Glass Beads and Orange LED Lights, Dynamic Heat Control™ open enclosure installation shown.

Vector™ 62

Single-Sided & See Through Models



Single Sided Vector™ 62 - Brushed Stainless Steel Premium Safety Barrier



See Through Vector™ 62 - Black Premium Safety Barrier



Single Sided Vector™ 62 - Black Premium Safety Barrier



See Through Vector™ 62 - Brushed Stainless Steel Premium Safety Barrier



See Through Vector 62 - Black 4 sided Finishing Trim

LV62N / LV62N2

Up to 42,000 BTU's

Viewing Area: 18 5/8" h x 64 3/4" w

Propane Conversion Kit Sold Separately

For more detailed specifications on this unit, see pages 19


The See Through Vector™ 62 shown with Brushed Stainless Steel Premium Safety Barrier, Beach and Shore Fire Kits combined. Dynamic Heat Control™ hard valance installation shown.

Vector™ 74

Single-Sided & See Through Models



Single Sided Vector™ 74 - Black Premium Safety Barrier



See Through Vector™ 74 - Black Premium Safety Barrier



Single Sided Vector™ 74 - Brushed Stainless Steel Premium Safety Barrier



See Through Vector™ 74 - Black Premium Safety Barrier



See Through Vector™ 74 - Black 4 sided Finishing Trim

LV74N/LV74N2 (NATURAL)

LV74P/LV74P2 (PROPANE)

Up to 48,000 BTU's

Viewing Area: 18 5/8" h x 76 3/4" w

For more detailed specifications on this unit, see pages 19




Luxuria™ Series

Limitless Possibilities

Make a spectacular statement with Napoleon's Luxuria™ series of gas fireplaces. Thanks to our Vesta Award winning Premium Glass Guard system, there is no safety screen required, enhancing your view of the brightest flames in the series. Choose a Single Sided unit or maximize your viewing pleasure with a See Through model. This versatile series allows for easy installation of electronics, artwork or other heat sensitive items directly above the unit, and combustible material to be installed flush to the opening. In combination with premium media options, the Luxuria™ series offers endless installation opportunities.

Available Sizes:




Features



Remote Control (Included)



Choice of Glass Beads or CRYSTALINE™ Ember Bed



MIRRO-FLAME™ Porcelain Reflective Radiant Panels



Premium Glass Guard



eFIRE controller application available free on iTunes and Google Play store

Mobile Device Controlled

Napoleon's eFIRE app will revolutionize the way you use your fireplace. We have cracked the code and present to you the first fireplace to be controlled by *Bluetooth*™ technology, using an intuitive app on your mobile device.

The eFIRE application allows you to create every imaginable color, selecting the one that fits your current mood, or your décor with ease, the simple color wheel tool swiftly scrolls through the full color spectrum. Napoleon's eFIRE app controls every function of your fireplace including on/off, flame height and blower speed for total convenience.

Style & Size Options

Various Models and Media Kits Shown

Vector™ 50 featured on page 15




Single Sided Luxuria™ 38

Shown with Birch Logs and Shore Fire Kit




See Through Luxuria™ 62

Shown with Shore and Beach Fire Kits combined




See Through Luxuria™ 38

Shown with Beach and Shore Fire Kits combined



Single Sided Luxuria™ 62

Shown with Birch Logs on Black Glass Beads



Single Sided Luxuria™ 38

Shown with Wrought Iron Globes on Clear Glass Beads




Single Sided Luxuria™ 74

Shown with Contemporary Logs and Shore Fire Kit



See Through Luxuria™ 74

Shown with Beach and Shore Fire Kits combined




Single Sided Luxuria™ 74


Shown with Birch Logs on Clear Glass Beads

Luxuria™ 38

Single-Sided & See Through Models




Single Sided Luxuria™ 38



See Through Luxuria™ 38



Single Sided Luxuria™ 38



See Through Luxuria™ 38

LVX38NX-1 / LVX38N2X-1

Up to 31,000 BTU's

Viewing Area: 18 5/8" h x 42 1/8" w


For more detailed specifications on this unit, see pages 19

Luxuria™ 50


Single-Sided & See Through Models



See Through Luxuria™ 50



Single Sided Luxuria™ 50



See Through Luxuria™ 50




Single Sided Luxuria™ 50

LVX50NX-1 / LVX50N2X-1

Up to 38,000 BTU's

Viewing Area: 18 5/8" h x 54 1/8" w


For more detailed specifications on this unit, see pages 19



The Single Sided Luxuria™ 50 shown with Nickel Stix on Topaz Glass Beads, Dynamic Heat Control™ open enclosure installation shown.

Luxuria™ 62

Single-Sided & See Through Models



Single Sided Luxuria™ 62



See Through Luxuria™ 62



Single Sided Luxuria™ 62



See Through Luxuria™ 62

LVX62NX-1 / LVX62N2X-1


Up to 44,000 BTU's

Viewing Area: 18 5/8" h x 66 1/8" w

For more detailed specifications on this unit, see pages 19

Luxuria™ 74

Single-Sided & See Through Models



See Through Luxuria™ 74



Single Sided Luxuria™ 74



See Through Luxuria™ 74



Single Sided Luxuria™ 74

L VX74N/L VX74N2 (NATURAL)

L VX74PX/L VX74P2X (PROPANE)

Up to 50,000 BTU's


Viewing Area: 18 5/8" h x 78 1/8" w

For more detailed specifications on this unit, see pages 19



Media Options

Premium Birch Log Kit with Shore Fire Kit



Beach Fire Kit



Shore Fire Kit (sand included)




Mineral Rock Kit



Beach Fire, Shore Fire and Mineral Rock Kits combined



Contemporary Log Kit on Shore Fire Kit



Nickel Stix on Topaz Glass Embers



Wrought Iron Globes with Shore Fire Kit



Blue Glass Embers



Blue Glass Beads



Amber Glass Embers



Amber Glass Beads



Black Glass Embers



Black Glass Beads



Topaz Glass Embers



Topaz Glass Beads



Clear Glass Embers



Clear Glass Beads

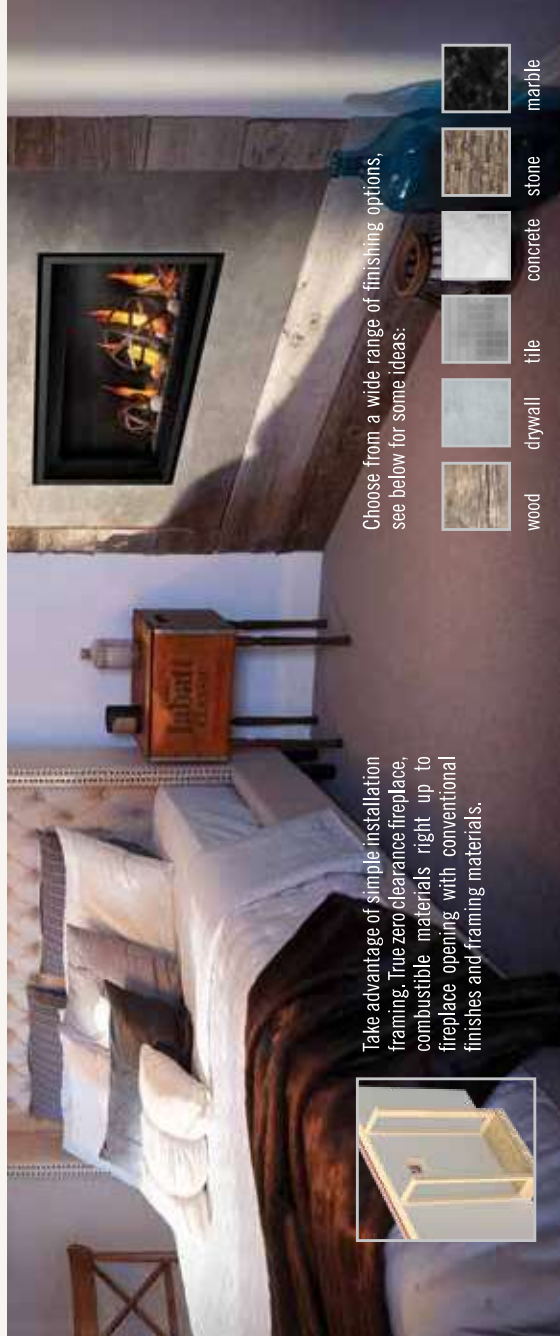


Red Glass Embers

HEAT MANAGEMENT


Napoleon's heat management systems, Dynamic Heat Control™ (DHC) and Ducted Heat Management™ (DHM) are systems for managing the heat produced by the appliance at or around the fireplace, allowing it to circulate effectively within designated spaces. Design your living space how you imagine with versatile options that avoid complex and costly installation requirements.

Enhance life's most memorable moments.



Take advantage of simple installation framing. True zero clearance fireplace, combustible materials right up to fireplace opening with conventional finishes and framing materials.

Choose from a wide range of finishing options, see below for some ideas:



NO COMPROMISE FUNCTIONALITY.

This heat management system eliminates the need for loud power vents, fan systems or blowers to provide better heat distribution. Thanks to the drastically reduced temperatures above the fireplace you can now install your televisions, sound bars or artwork above the fireplace to truly customize your home decor. Napoleon's Luxuria™ Series fireplaces include the Dynamic Heat Control™ System and Premium Glass Guard, providing a completely unobstructed view of the tallest flames in the Linear Series, eliminating the need for safety screens! The DHC system is optional for the Vector™ Series fireplaces. The DHC and DHM systems are optional for the Vector Series fireplaces.



PREMIUM GLASS GUARD

AWARD WINNING



Napoleon's Luxuria™ series is Best-In Show Vesta award winner.



The Dynamic Heat Control™ Plus system takes heat management to the next level. The DHC Plus™ System is designed for advanced heat management even in the event of a power outage by directing warm air to any living space where heat is needed within the home, or even exhausting the heat outside if it is not required.

FOCUSED ON VERSATILITY.

Engineered to optimize air flow both through the appliance and enclosure to reduce surface temperatures, this system allows for more versatile installation opportunities and allowing for increased comfort. See below for examples of the Dynamic Heat Control™ Fireplace installations options for virtually limitless possibilities.



OPEN ENCLOSURE

Stopping shy of the ceiling allows rising hot air to escape freely from the top of the enclosure and into the room.



FRONT OPENING

Uses an air outlet opening that will be built into the front of the constructed enclosure, at the top, centered above the appliance.



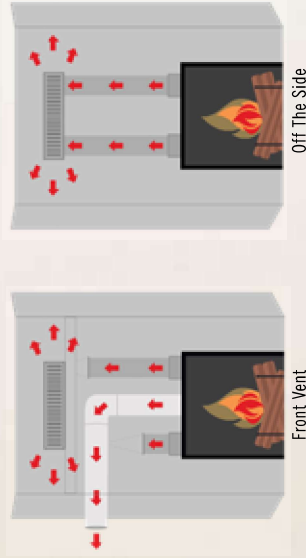
HARD VALANCE

Stopping shy of the ceiling, allows rising hot air to escape freely from the top of the enclosure and into the room.



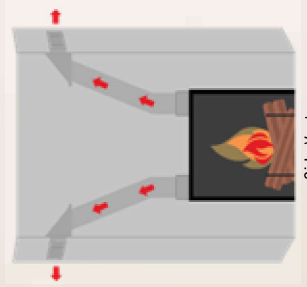
REAR OPEN ROOM

This style of enclosure includes an air outlet opening that will be built into the rear of the constructed enclosure above the appliance.



Front Vent

Off The Side



Side Vent

DUCTED HEAT MANAGEMENT

Napoleon's Ducted heat management system (DHM) creates true flexibility for design with true zero clearance to combustible materials. The DHM manages heat produced by the fireplace by expelling it safely and efficiently out of the enclosure. This means that the temperature directly above the fireplace is drastically reduced and safely distributed, allowing for the safe installation of electronics or fine art directly above the fireplace.

HOW DOES DUCTED HEAT MANAGEMENT WORK?

Napoleon's Ducted Heat management system is a ducted system that works in a similar way to DHC. Also working passively DHM does not require the use of fans to operate. Available as a front or side discharge and as an industry first, vent off-the end exhaust installation for room dividers, DHM offers the greatest amount of flexibility for installations.

Single Sided Vector™ Series

Dimensions & Specifications

Product Code	BTU's (Input)	Venting 5" / 8"	Height		Width		Depth		Viewing Area		Efficiency P4
			Actual	Framing	Actual	Framing	Actual	Framing	Height	Width	
LV38N-1	30,000	Top	39 3/4"	40" **	53 5/16"	56 3/16"	20"	20 1/8"	18 5/8"	40 3/4"	38.4%
LV50N-2	36,000	Top	39 3/4"	40" **	65 5/16"	65 13/16"	20"	20 1/8"	18 5/8"	52 3/4"	45.4%
LV62N	42,000	Top	39 3/4"	40" **	77 5/16"	77 13/16"	20"	20 1/8"	18 5/8"	64 3/4"	52%
LV74N	48,000	Top	39 3/4"	40" **	89 5/16"	89 13/16"	20"	20 1/8"	18 5/8"	76 3/4"	52.1%

** Non-Combustible Header, Framing and Finishing Material **MAY** be required.

Single Through Vector™ Series

Dimensions & Specifications

Product Code	BTU's (Input)	Venting 5" / 8"	Height		Width		Depth		Viewing Area (per side)		Efficiency P4
			Actual	Framing	Actual	Framing	Actual	Framing	Height	Width	
LV38N2-1	30,000	Top	39 3/4"	40" **	53 5/16"	53 13/16"	16 3/16"	16 3/16"	18 5/8"	40 3/4"	38.4%
LV50N2-2	36,000	Top	39 3/4"	40" **	65 5/16"	65 13/16"	16 3/16"	16 3/16"	18 5/8"	52 3/4"	45.4%
LV62N2	42,000	Top	39 3/4"	40" **	77 5/16"	77 13/16"	16 3/16"	16 3/16"	18 5/8"	64 3/4"	52%
LV74N2	48,000	Top	39 3/4"	40" **	89 5/16"	89 13/16"	16 3/16"	16 3/16"	18 5/8"	76 3/4"	52.1%

** Non-Combustible Header, Framing and Finishing Material **MAY** be required.

Single Sided Luxuria™ Series

Dimensions & Specifications

Product Code	BTU's (Input)	Venting 5" / 8"	Height		Width		Depth		Viewing Area		Efficiency P4
			Actual	Framing	Actual	Framing	Actual	Framing	Height	Width	
LVS38N-1	32,000	Top	39 3/4"	40"	53 5/16"	53 13/16"	17 11/16"	18"	18 5/8"	42 1/8"	39.6%
LVS50N-1	38,000	Top	39 3/4"	40"	65 5/16"	65 13/16"	17 11/16"	18"	18 5/8"	54 1/8"	45%
LVS62N-1	44,000	Top	39 3/4"	40"	77 5/16"	77 13/16"	17 11/16"	18"	18 5/8"	66 1/8"	47.4%
LVS74N-1	50,000	Top	39 3/4"	40"	89 5/16"	89 13/16"	17 11/16"	18"	18 5/8"	78 1/8"	52.1%

See Through Luxuria™ Series

Dimensions & Specifications

Product Code	BTU's (Input)	Venting 5" / 8"	Height		Width		Depth		Viewing Area (per side)		Efficiency P4
			Actual	Framing	Actual	Framing	Actual	Framing	Height	Width	
LVS38N2X-1	32,000	Top	39 3/4"	40"	53 5/16"	53 13/16"	16 3/16"	16 3/16"	18 5/8"	42 1/8"	39.6%
LVS50N2X-1	38,000	Top	39 3/4"	40"	65 5/16"	65 13/16"	16 3/16"	16 3/16"	18 5/8"	54 1/8"	45%
LVS62N2X-1	44,000	Top	39 3/4"	40"	77 5/16"	77 13/16"	16 3/16"	16 3/16"	18 5/8"	66 1/8"	47.4%
LVS74N2X-1	50,000	Top	39 3/4"	40"	89 5/16"	89 13/16"	16 3/16"	16 3/16"	18 5/8"	78 1/8"	52.1%




NAPOLEON - CELEBRATING OVER 40 YEARS OF HOME COMFORT PRODUCTS



24 Napoleon Road, Barrie, Ontario, Canada L4M 0G8
103 Miller Drive, Crittenden, Kentucky, USA 41030
7200 Trans Canada Highway, Montreal, Quebec, Canada H4T 1A3

Tel: 1-888-721-7253
napoleon.com

Authorized Dealer



Consult your owner's manual for complete installation instructions and proper clearances to combustible materials. Check all local and national building codes and gas regulations. All specifications are subject to change without prior notice due to on-going product improvements. Products may not be exactly as shown. Flame height and activity is influenced by varying vent configurations and may not appear as shown. Napoleon is a registered trademark of Wolf Steel Ltd. © Wolf Steel Ltd. EnerGuide - A Canadian efficiency standard based on frequent, short start-up and cool-down cycles. All appliances sold in Canada are subject to this EnerGuide rating system. AFUE - A US efficiency standard (Department of Energy) based on extended on/off cycles, more typical of fireplace usage. Steady State - Reflects the highest possible overall heating efficiency.