



PHENOM

SPECIFICATIONS AND FEATURES

P38, P42, P52
PL38, PL42,
PL52

Single sided
 Direct vent

QUICK DIMENSIONS

	P38		P42		P52	
	UNIT	FRAM.	UNIT	FRAM.	UNIT	FRAM.
F.WIDTH	37 ¹¹ / ₁₆	37 ³ / ₄	42	42	52	52
B.WIDTH	37 ¹ / ₄	37 ³ / ₄	41 ¹ / ₂	42	47 ³ / ₈	52
HEIGHT	33 ³ / ₄	41 ¹ / ₄	34 ³ / ₈	42	36 ³ / ₁₆	43 ³ / ₄
DEPTH	19 ¹ / ₂	20 ¹ / ₈	20 ⁵ / ₈	21 ¹ / ₈	22 ¹ / ₁₆	24 ¹ / ₄
VIEWING	35 ³ / ₁₆ × 19 ¹ / ₂		39 ¹ / ₂ × 20 ³ / ₈		47 × 21 ¹ / ₈	

PHENOM FULL LOAD CONTEMPORARY

Standard

- Concealed burner with Quartz firebeads
- Multi-function remote control
- Remote controlled fans
- Black porcelain liner
- Halogen uplighting
- Remote Hi-Lo flame control
- Battery backup

Options

- Surrounds in satin black or stainless steel
- Speckled stones, driftwood, glass media

PHENOM BASIC CONTEMPORARY

Standard

- Concealed burner with Ice fireglass
- Comes with Proflame 2 BASIC control system

Options

- Surrounds in satin black or stainless steel
- Speckled stones, driftwood, glass media
- Multi-function remote control
- Remote controlled fans
- Black porcelain liner
- Battery backup



BTU LISTING

P*38DF*I-2 / 25,000
 P*42DF*I-2 / 32,000
 P*52DF*I-2 / 40,000

EFFICIENCY

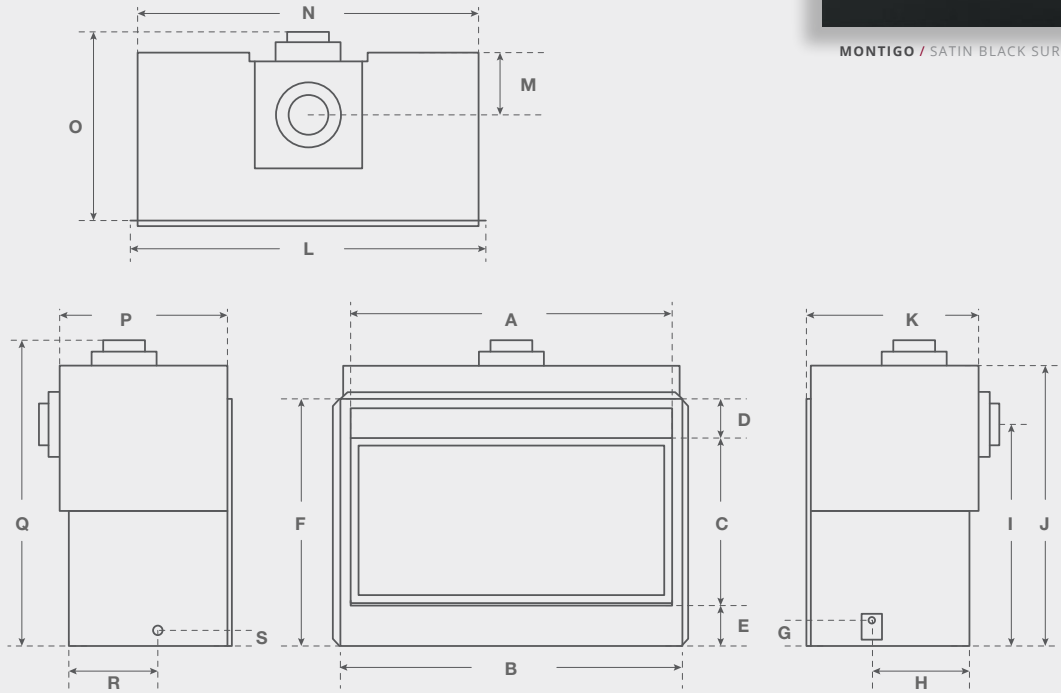
P38DFNI-2 / FE 58
 P42DFNI-2 / FE 57
 P52DFNI-2 / FE 59.3

PL38DFLI / FE 58
 PL42DFLI / FE 57
 PL52DFLI / FE 59.3

PHENOM DIMENSIONS

MONTIGO / STAINLESS STEEL SURROUND

MONTIGO / SATIN BLACK SURROUND



	A	B	C	D	E	F	G	H	I	J	K	L	M	N	O	P	Q	R	S
P38	35 ³ / ₁₆	37 ¹ / ₁₆	19 ¹ / ₂	4 ⁵ / ₈	5 ⁷ / ₁₆	29 ⁹ / ₁₆	3	13 ³ / ₁₆	26 ⁵ / ₁₆	33 ³ / ₄	20 ³ / ₁₆	39 ¹ / ₄	71 ¹ / ₁₆	37 ¹ / ₄	22 ¹ / ₈	19 ¹ / ₂	36 ⁵ / ₈	11	2
P42	39 ¹ / ₂	42	20 ³ / ₈	4 ¹ / ₁₆	5 ¹ / ₂	30 ⁹ / ₁₆	3	14 ⁵ / ₁₆	27 ³ / ₈	34 ³ / ₈	21 ⁵ / ₁₆	43 ³ / ₁₆	8	41 ¹ / ₂	23 ¹ / ₈	20 ⁵ / ₈	37 ¹ / ₁₆	12 ¹ / ₁₆	2
P52	47	52	21 ⁷ / ₈	5 ¹ / ₁₆	5 ³ / ₈	33 ³ / ₁₆	3	14 ⁵ / ₈	28 ³ / ₄	36 ³ / ₁₆	22 ¹ / ₁₆	53 ⁵ / ₈	7 ⁵ / ₁₆	47 ³ / ₈	23 ¹ / ₈	22	39	12 ¹ / ₁₆	2

MONTIGO / PHENOM / PL42 / SPECKLED STONES AND DRIFTWOOD

MONTIGO / PHENOM / PL42 / SAGE FIREBEADS



REMOTE[†]
RX200**



WALL REMOTE
REC1493



BLACK PORCELAIN[†]
PPL**



UPLIGHTING[†]

[†]Standard for full load units

Unit Specifications

Icon Legend

AVAILABLE +

NOT AVAILABLE -

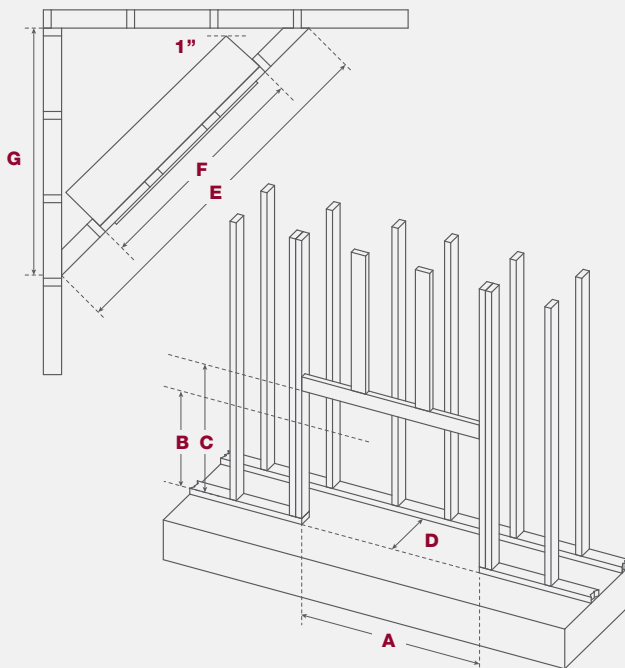
DEDICATED ◊

STANDARD ○

	BTU Natural Gas	BTU Liquid Propane	Venting	Clearance Top - Rear vent	Clearance Top - Top vent	Clearance Sides	Clearance Back	Clearance Floor	Front viewing area	Front glass type	Standard media	Invisimesh screen	Powervent	Remote control	Fans	Uplighting	Downlighting
PL38DF*I	25,000	25,000	5"/8"	9	17½	0	0	0	35¾ × 19½	Borosilicate	HW1157	○	+	+	+	-	-
PL42DF*I	32,000	32,000	5"/8"	9	17½	0	0	0	39½ × 20¾	Borosilicate	HW1157	○	+	+	+	-	-
PL52DF*I	40,000	40,000	5"/10"	12	26	2½	1	0	47 × 21⅞	Tempered	HW1157	○	+	+	+	-	-
P38DF*I	25,000	25,000	5"/8"	9	17½	0	0	0	35¾ × 19½	Borosilicate	HW1106	○	+	○	○	○	-
P42DF*I	32,000	32,000	5"/8"	9	17½	6	0	0	39½ × 20¾	Borosilicate	HW1106	○	+	○	○	○	-
P52DF*I	40,000	40,000	5"/10"	12	26	2½	1	0	47 × 21⅞	Tempered	HW1106	○	+	○	○	○	-
L38FSD*I	27,000	27,000	5"/8"	24	24	6	2	0	35¼ × 19¾	Borosilicate	HW1157	○	+	+	+	-	-
L42FSD*I	34,000	34,000	5"/8"	24	24	6	2	0	39½ × 20¾	Borosilicate	HW1157	○	+	+	+	-	-
L52FSD*I	40,000	40,000	5"/8"	24	24	6	2	0	47 × 21¾	Tempered	HW1157	○	+	+	-	-	-

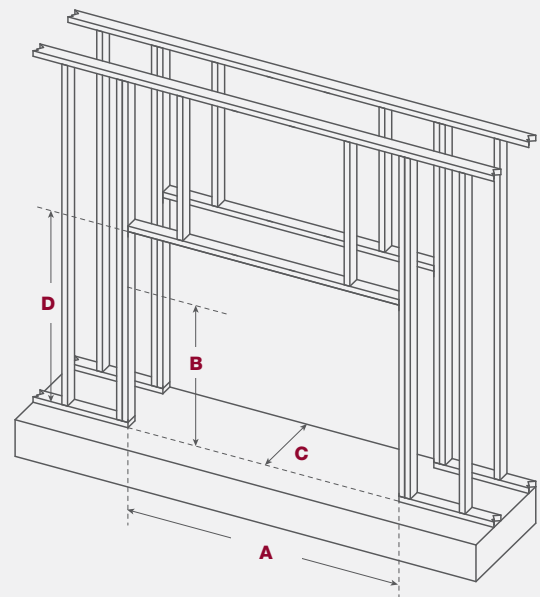
PHENOM SINGLE SIDED FRAMING

	A	B†	C	D	E	F	G
P38	37¾	34¼	41¼	20⅞	76¼	37¾	53⅞
P42	42	35	42	21⅞	84½	42	59¾
P52	52	37½	43¾	24½	98	52	64¼



PHENOM SEE THROUGH FRAMING

	A	B†	C	D
P38	41	34½	23¾	40
P42	45	35	23¾	40
P52	59	N/A	23¾	39



† "B" dimension is from grade to non-combustible stud
Header on edge not required if framing meets clearance to venting